

AmmonitOR - Ammonit Online Report

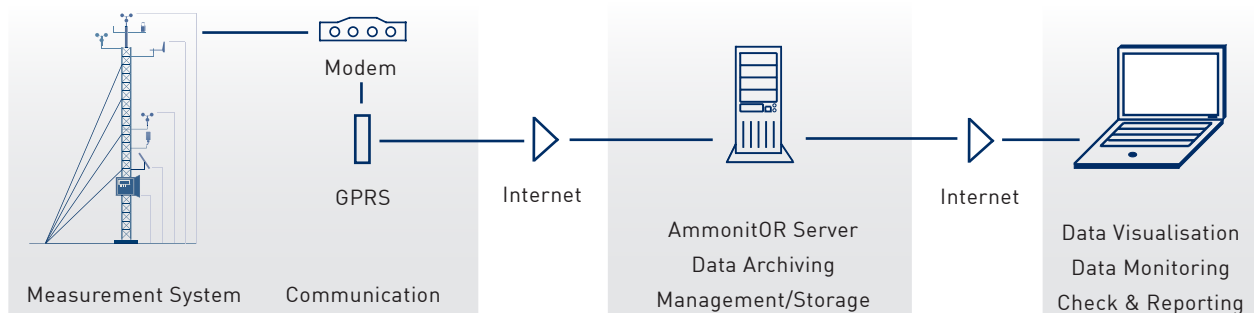
Access, manage, monitor and visualise your measurement data online

AmmonitOR – Ammonit Online Report is our user friendly online platform to access, archive, monitor and visualise measurement data, around-the-clock, from wherever it suits you. The software is available on request. To learn more about the program visit our website at: <http://www.ammonit.com/en/ammonit-customer-login>.

AmmonitOR offers:

- Global data access around-the-clock with our encrypted login section
(To register email us at: ammonitor@ammonit.com).
- Automated data archiving and storage in well-structured, easy to navigate projects.
- Data quality check, with customised filters: on sensor default, such as ice-effects, temperature, humidity, pressure performance or measuring system.
- Automatic warning emails or SMS alerting you to technical problems, such as problems with sensors, power supply or communication.
- Visualisation of measurement data with diagrams or schedules of your choice: histograms, frequency scales, wind direction windroses.
- Multi-language functionality: English, Spanish, German or French
(Additional languages will be offered at a later stage).
- Long-term data storage of up to three years on a dedicated Ammonit server
(Storage on a server of your choice is also available on request).
- Open source program: continuous improvement of features in accordance with customer requirements.
- Access control: you specify the level of access rights to individuals using the system.
- Requirements: AmmonitOR requires a GSM/GPRS-modem and data logger firmware 1.9.

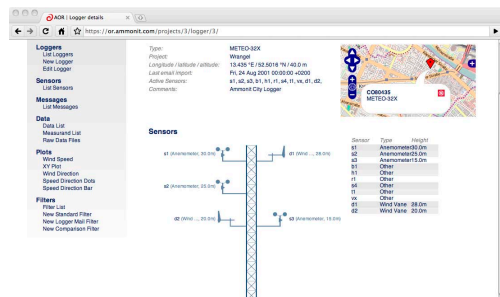
How it works:



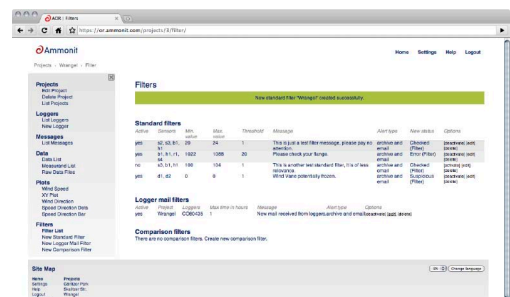
AmmonitOR - Ammonit Online Report

Access, manage, monitor and visualise your measurement data online

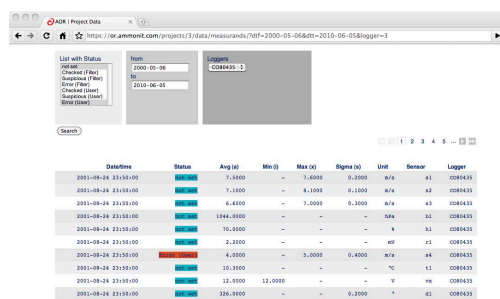
What it looks like:



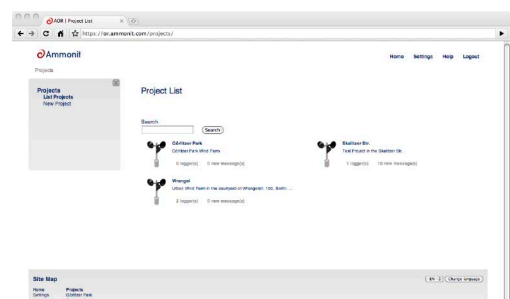
Logger Detail



Filter List

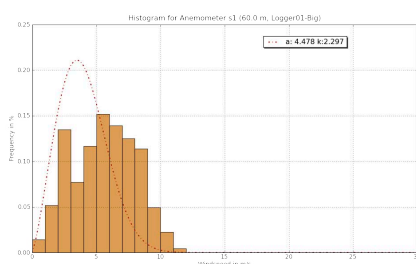


Measurand List

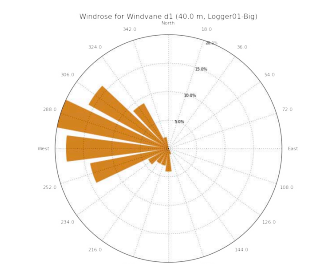


Project List

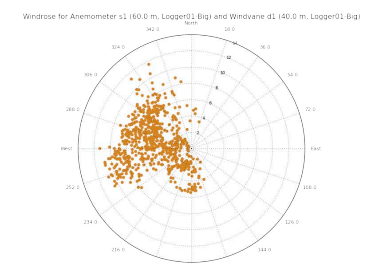
Visualise your data in diagrams & schedules of your choice :



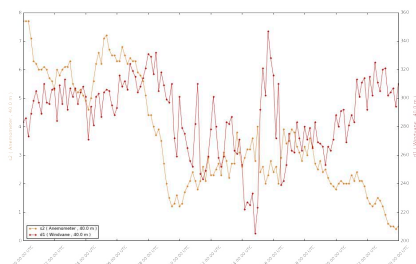
Histogram



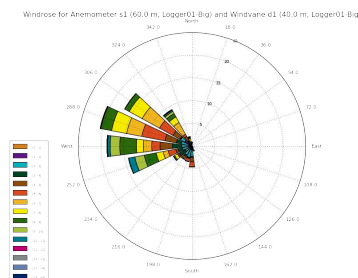
Wind Direction Windrose



Wind Speed / Direction Points



XY-Plot



Wind Speed / Direction Windrose

© Copyright Ammonit 2010